



CANBUILT MFG.

Toll-Free in Canada: 1-888-607-2926 Phone: 416-749-6555 Fax: 416-749-7597
Email: sales@canbuilt.com Website: www.canbuilt.com

103 Milvan Drive,
Toronto, Ontario,
Canada, M9L 1Z7

SPACE SAVER MOBILE CRANE

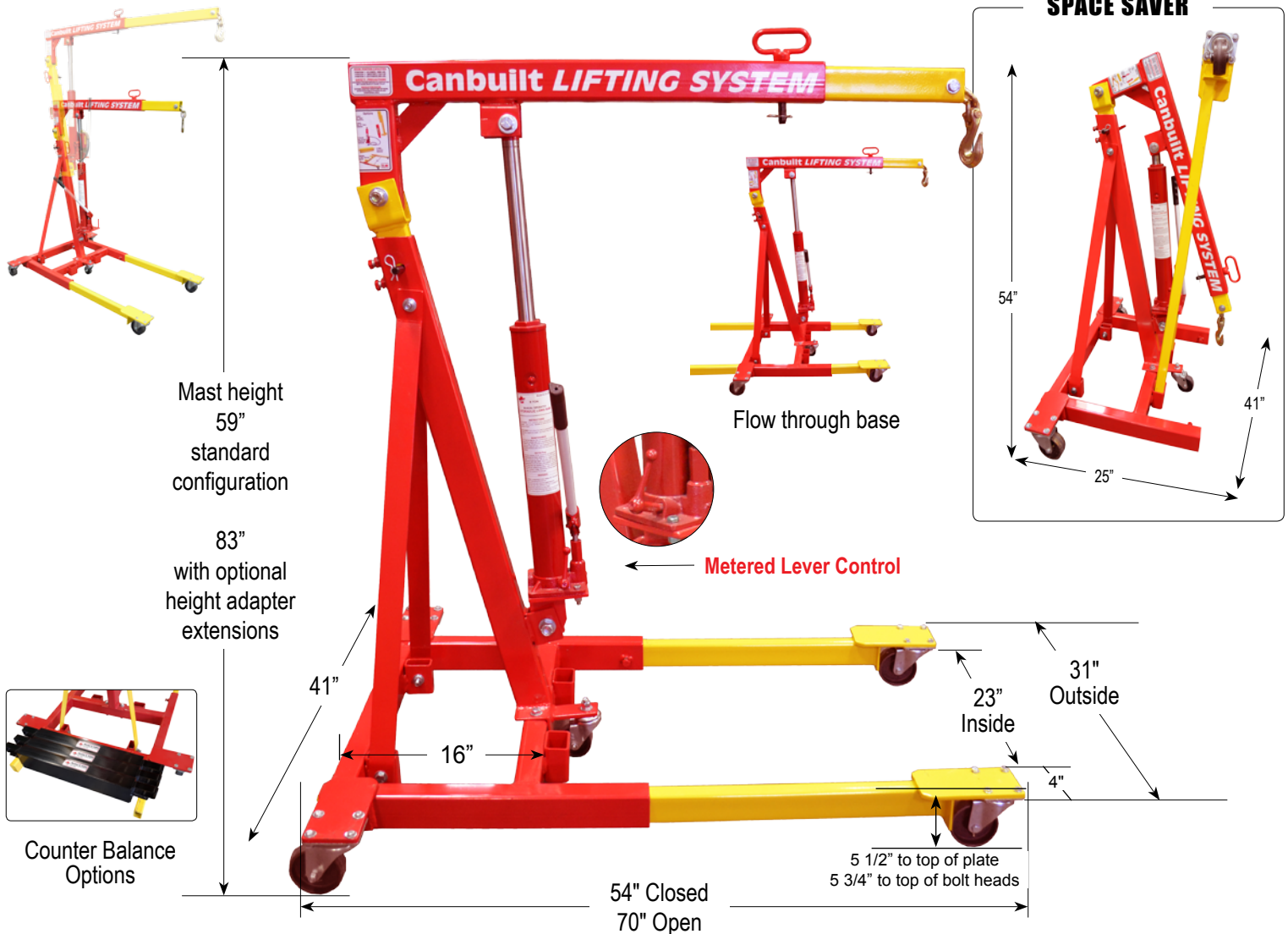
NEW GENERATION ENGINE CRANE

Model # 4200 Manual/4200P Air/Manual

- 1 Ton capacity (2000 lbs)
- 4" Steel swivel wheels with dust shields
- High tensile Gr. 8 bolts in all areas of stress, min. Gr 5 in all other areas
- Shipping weight: 250 lbs
- Built to A.S.M.E testing specification
- Wider stance across rear wheels for greater stability under load
- Lower pivot height allows easy entry
- Space saving feature allows for quick and easy storage while taking up minimal floor space
- Optional accessories available to convert this unit into a multifunctional piece of equipment

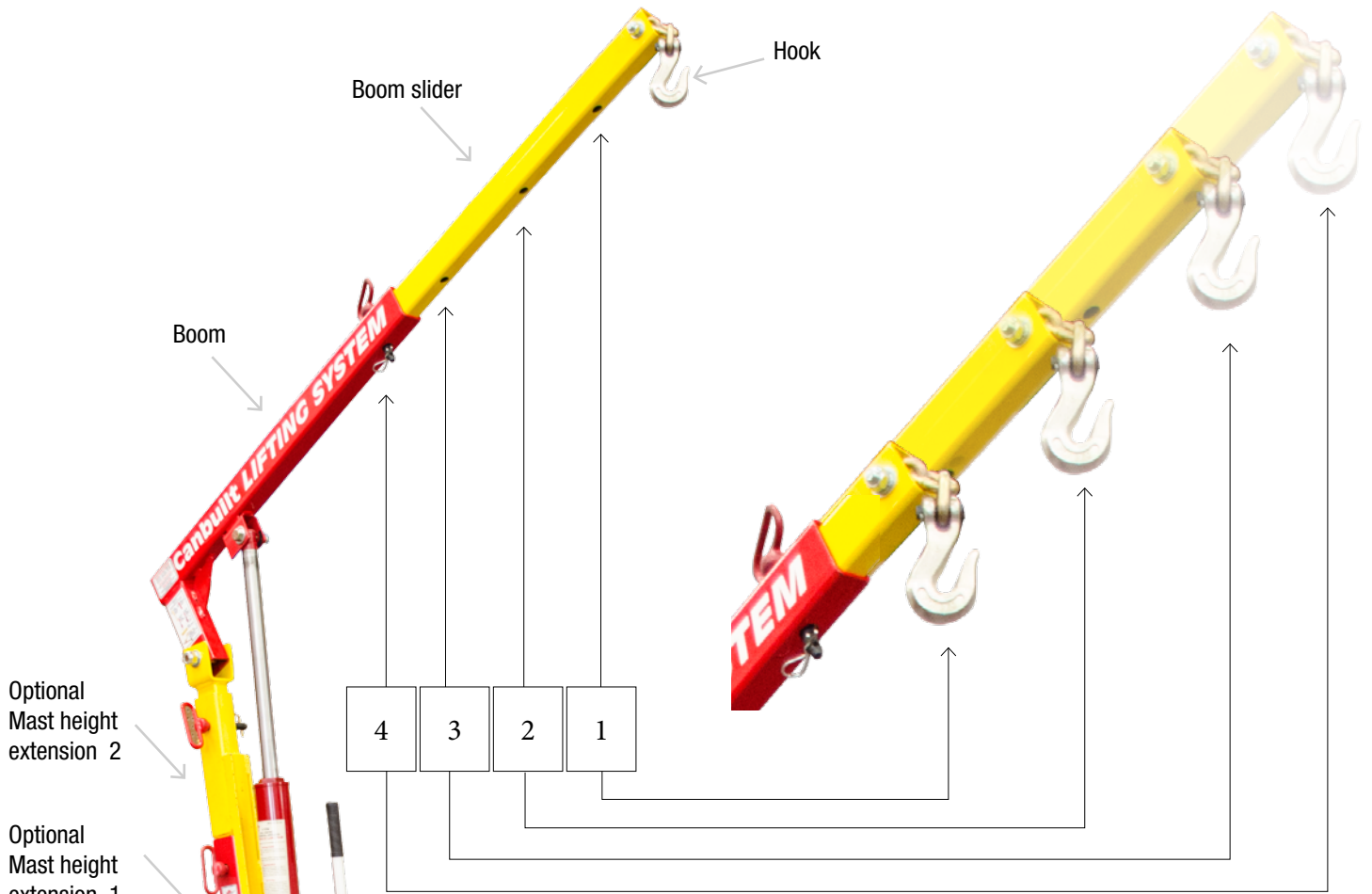
FEATURES:

- A low carrier profile for low clearance and mobility
- Flow through base allows legs installation, from either front or back.
- Lever release valve provides fine metering for controlled descent.
- **Optional mast extension kit:**
Model # 3275 Mast Height Adapter, slips into mast of 4200, to provide 12" more horizontal boom height.
Model # 3276 Additional mast height adapter Combines with **3275** to provide 24" of additional horizontal boom height.




QUALITY • PERFORMANCE • LONGEVITY


4200/P CAPACITIES AND SETTINGS



4200/P				
Boom Slider Position	Reach (Horizontally)	Lifting Capacity	Max Height (Floor To Hook)	
			W/Mast Extensions	W/No Extensions
Position 1	23"	2000 Lbs	95"	89"
Position 2	30"	1000 Lbs	99"	93"
Position 3	39"	800 Lbs	104"	96"
Position 4	46"	600 Lbs	107 1/2"	99"



4200 CRANE OPTIONS



Model # 5280 Crane Base Counter Balance

The addition of counterbalance provides the ability to lift where the lift point of the crane is extended past the front wheels. Ideal for low clearance vehicles when legs are removed and installed from the rear of the crane

Available as a single counterbalance unit or 2 for more weight

Fits snugly onto crane base behind upright mast
Available as 100lb per unit.



Model # 3200SSL Skid Spread Adapter

Skid Spread Adapter, slips into base of 4200/ 3900, legs install into adapter and provides a 48" clear space between the legs, enabling the crane to straddle and safely lift from the middle of a standard 42- 44" skid.



MAST HEIGHT ADAPTER KIT

Model # 3275 Mast Height Adapter

Mast height Adapter, slips into mast of 4200, to provide 12" more horizontal mast height which allows insertion of boom at correct entry angle into engine compartment of larger vehicles.

Model # 3276 Additional mast height adapter

Combines with 3275 to provide 24" of additional horizontal mast height